



Fairfield Public Schools



Math Packet ANSWER KEY

For

Students Entering Second Grade



Grade 1 Practice Book Answer Keys



ANSWER KEY

Use after Unit One, Session 10

Page 1, Numerals 0–12

No key needed

Page 2, How Many Bugs?

1

five	5	5	5					
six	6	6	6					
seven	7	7	7					
eight	8	8	8					
nine	9	9	9					
ten	10	10	10					

- 2 a–c Students' work will vary.
d 3

Page 3, Count the Spots

1 No Key Needed

- 2 a 14
b 12
c 18
d 16
e 15
f 13
g 17
h 19

Page 4, Ladybug Problem

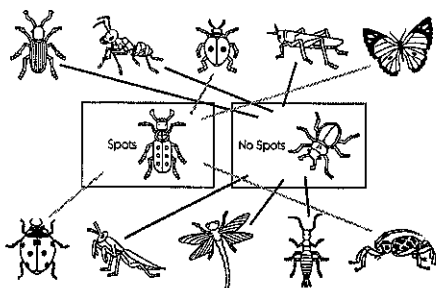
1 12 legs; students' work will vary.

Page 5, Ladybug & Spider Legs (Challenge)

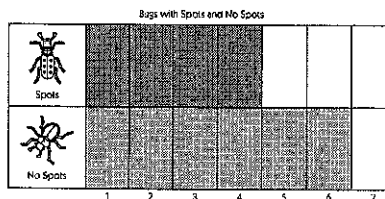
- 1 20 legs; students' work will vary.
2 3 ladybugs; students' work will vary.

Page 6, Sort & Graph the Bugs

1



2



Use after Unit One, Session 20

Page 7, Bugs Addition: "Counting On" +1 & +2

- 1 4
2 5
3 5
4 6
5 6
6 7

Page 8, Ladybugs in the Grass

- 1 3 ladybugs are hiding behind the rock.
There are 9 ladybugs altogether.
Students' work will vary.

Page 9, More Bug Problems (Challenge)

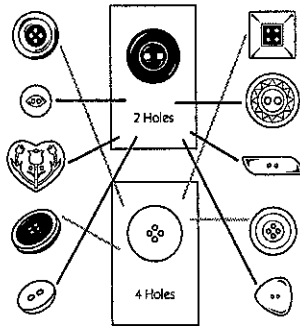
- 1 16 bugs; students' work will vary.
2 30 antennae; students' work will vary.



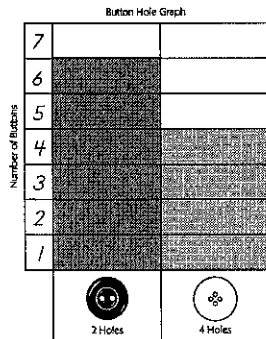
Use after Unit One, Session 20 (cont.)

Page 10, Sort & Graph the Buttons

1



2



Page 11, Number Lines & Counting Patterns

- 1 No key needed
- 2 a 12, 13, 15
- b 40, 45, 50
- c 12, 18, 22, 24
- d 30, 40, 60, 70

Page 12, Fact Families: 6's

- 1 No key needed
- 2 a 6, 6, 6
- 6, 6, 6
- 3, 1, 2
- b 3, 2, 6
- 4, 1, 5
- 3, 5, 2
- 3 (challenge) 60, 60, 10
- 50, 30, 20
- 20, 10, 20
- 20, 30, 0

Use after Unit Two, Session 12

Page 13, Numerals, Words & Bugs

- 1 No key needed
- 2 a 10 ten
- b 5 five
- c 3 three
- d 9 nine
- e 4 four
- f 7 seven
- g 6 six
- h 2 two
- i 1 one

Page 14, Adding Doubles & Neighbors

- 1 a 2
- b 3
- c 4
- d 5
- e 6
- f 7
- g 8
- h 9
- i 9
- j 10
- 2 6, 7, 8
- 9, 10, 5
- 7, 5, 11

Page 15, Adding Zero, One & Two (Challenge)

- 1 2, 1, 2
- 2, 1, 1
- 2, 1, 2
- 5, 8, 7
- 3, 7, 6
- 9, 5, 8
- 2 30, 40, 60, 70
- 3 30, 40, 40, 30, 50, 80, 60
- 60, 90, 20, 60, 70, 100, 80

Page 16, Counting Coins

- 1 a 40¢
- b 15¢
- c 5¢
- d 20¢
- e 22¢
- f 36¢



Use after Unit Two, Session 12 (cont.)

Page 17, Odds & Evens Make Seven

- 1 a $6 + 1 = 7$
 b $4 + 3 = 7$
 c $7 + 0 = 7$
 d $2 + 5 = 7$
 e $3 + 4 = 7$
 f $6 + 1 = 7$
- 2 0, 3, 2
 6, 5, 1

Page 18, Bugs in the House Subtraction

- 1 5, 4, 2
 6, 0, 1
 6, 6, 5
 2, 4, 1
- 2 3, 2, 0, 3, 4, 0, 1
 2, 3, 0, 2, 5, 4, 1
 1, 1, 1, 2, 0, 0, 0

Use after Unit Two, Session 25

Page 19, Crabs Have Ten Legs & Two Eyes

- 1 one, 10, 2
 2 two, 20, 4
 3 three, 30, 6
 4 four, 40, 8
 5 five, 50, 10
 6 six, 60, 12

Page 20, Looking at Sea Stars: Counting by Fives

- 1 5 arms, 10 arms, 15 arms, 20 arms, 25 arms
 2 a 6 sea stars; students' work will vary.
 b 35 arms; students' work will vary.
 3 00, 05, 10, 15, 20, 25, 30, 35, 40, 45, 50, 55, 60

Page 21, Fast Tens Addition

- 1 18
 2 12
 3 16
 4 14
 5 11
 6 15
 7 17
 8 13

Page 22, Fast Tens

- 1 12, 15, 19
 10, 17, 14
 18, 11, 13
 16, 13, 17
 18, 15, 10
 11, 19, 16
 14, 12, 20
- 2 a 12, 14, 15, 18, 19
 b 30, 50, 60, 70, 90
 c 20, 25, 35, 45, 50, 60, 65
 d 12, 10, 7, 6, 4, 3, 2
- 3 a (challenge) Count by 2's
 b (challenge) 7, 13, 15, 19, 21, 25, 29

Page 23, More Counting Coins

- 1 10, 20, 30, 40, and 50 should be circled on the grid.
- 2 a 24¢
 b 41¢
 c 15¢
 d 33¢
 e 51¢

Page 24, Numerals to 20

1

$\begin{array}{r} 10 \\ + 10 \\ \hline 20 \end{array}$
$\begin{array}{r} 10 \\ + 8 \\ \hline 18 \end{array}$
$\begin{array}{r} 10 \\ + 3 \\ \hline 13 \end{array}$
$\begin{array}{r} 10 \\ + 1 \\ \hline 11 \end{array}$
$\begin{array}{r} 10 \\ + 7 \\ \hline 17 \end{array}$
$\begin{array}{r} 10 \\ + 2 \\ \hline 12 \end{array}$

Handwritten numerals on lined paper:

11 11 11 eleven
 12 12 12 twelve
 13 13 13 thirteen
 14 14 14 fourteen
 15 15 15 fifteen
 16 16 16 sixteen
 17 17 17 seventeen
 18 18 18 eighteen
 19 19 19 nineteen
 20 20 20 twenty

Lines connect the boxes to the corresponding numeral: 10+10 to 20, 10+8 to 18, 10+3 to 13, 10+1 to 11, 10+7 to 17, 10+2 to 12.

- 2 10, 13, 15, 17, 19



Use after Unit Three, Session 10

Page 25, Crab & Sea Star Problems

- 95 arms and legs; students' work will vary.
- 11 sea stars; students' work will vary.

Page 26, Crab & Sea Star Challenge Problem (Challenge)

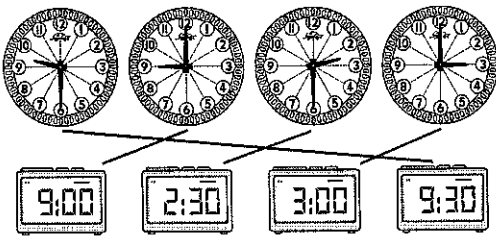
- Students' responses will vary. Examples:
 - 4 crabs and 1 sea star
 - 3 crabs and 3 sea stars
 - 2 crabs and 5 sea stars
 - 1 crab and 7 sea stars

Page 27, Coins from Sarah's Piggy Bank

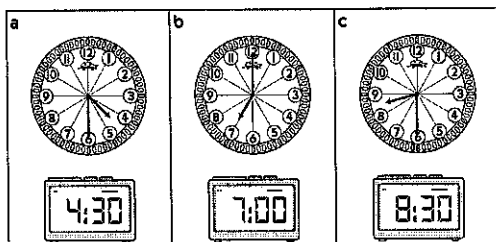
- 6 pennies
- 5 nickels
- pennies
- dimes
- (challenge) 71¢
- (challenge) Students' responses will vary. Examples:
 - Sarah has more pennies than nickels.
 - She has fewer dimes than nickels.
 - She has 15 coins in all.

Page 28, Two Kinds of Clocks

1



2



Page 29, Tuesday Afternoon Temperatures

- Students' responses will vary. Examples:
 - November 3 had the highest temperature.
 - It was 42° on November 10.
 - The lowest temperature was on November 24.
 - The temperature was higher on November 17 than November 24.

Page 30, Cubes on a Line

- 5
 - 15
 - 35
 - 40
 - 25
 - 20
 - 30
 - 10
- 5, 10, 20, 25, 30, 35

Use after Unit Three, Session 21

Page 31, Make Ten Addition

- $5 + 5 = 10$
 - $3 + 7 = 10$
 - $7 + 3 = 10$
 - $9 + 1 = 10$
 - $4 + 6 = 10$
 - $6 + 4 = 10$
- 4, 1, 3
2, 6, 5
1, 8, 6
10, 10, 10
4, 4, 1

Page 32, Sums & Differences to Ten (Challenge)

- 7, 4, 8
2, 10, 5
1, 9, 3
6, 0, 4
5, 1, 4



Use after Unit Three, Session 21 (cont.)

Page 32, Sums & Differences to Ten (cont.)

- 2 6, 8, 9
7, 4, 5
0, 2, 3
1, 10, 7
2, 9, 7
5, 6, 0

Page 33, Different Ways to Write Money Amounts

- 1 15¢ or \$0.15
2 31¢ or \$0.31
3 18¢ or \$0.18
4 25¢ or \$0.25
5 22¢ or \$0.22
6 22¢ or \$0.22
7 27¢ or \$0.27
8 13¢ or \$0.13

Page 34, Hungry Shark Subtraction

- 1 6, 1
4, 7
5, 3
8, 2
9, 0

Page 35, Hungry Shark Subtraction: What's Missing?

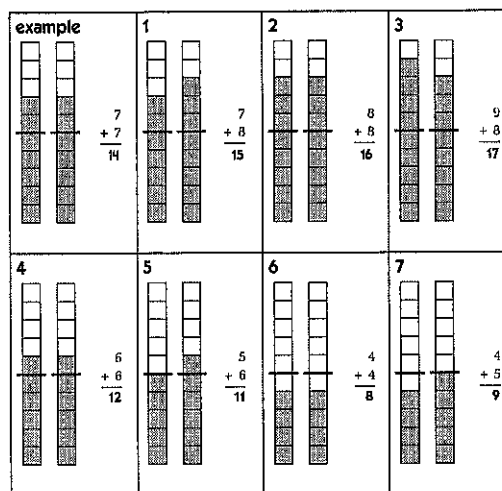
- 1 7, 4
6, 5
8, 4
6, 8
6, 10

Page 36, Adding & Subtracting Tens on the Hundreds Grid

- 1 73, 27, 46
35, 84, 48
69, 92, 57
2 31, 75, 15
87, 42, 21
45, 8, 86

Use after Unit Four, Session 10

Page 37, Doubles & Neighbors



Page 38, More Doubles & Neighbors Addition

- 1 6, 10, 4
8, 2, 0
12, 18, 16
14, 20, 8
2 7, 11, 5
9, 3, 1
13, 15, 17
3 (challenge) 50, 51, 52
53, 54, 55
80, 40, 100, 60, 120, 140, 200
70, 50, 90, 110, 130, 500, 900

Page 39, Bath Water & January Ocean Water Temperatures

- 1 40° F; students' work will vary.
2 70° F; students' work will vary.

Page 40, Penguin Subtraction

- 1 3, 7, 1, 6
2, 4, 5, 0
8, 9, 10, 4
2 10, 4, 8
10, 9, 5
10, 10, 0
7, 6, 3



Use after Unit Four, Session 10 (cont.)

Page 41, Fast Nines & Fast Tens Addition

- 14
 - 13
 - 16
 - 15
 - 18
 - 17
- 10, 9
 - 13, 12
 - 11, 10
 - 17, 16
 - 12, 11
 - 15, 14
 - 19, 18
 - 14, 13
 - 16, 15
 - 18, 17
 - 7, 8

Page 42, Comparing Penguin Heights

- Emperor 45"
 - King 36"
 - Gentoo 30"
 - Chinstrap 28"
 - Rockhopper 18"
 - Little Blue 16"
- 15"; Students' work will vary.
- (challenge) Students' responses will vary.

Use after Unit Four, Session 17

Page 43, Penguin Families

- 3, 6, 9, 12, 15
- The numbers 3, 6, 9, 12, 15, 18, 21, 24, 27, 30, 33, 36, 39, 42, 45 and 48 will be filled in on the chart.

Page 44, A Penguin Problem

- There are 6 penguins in the water.
 - There are 18 penguins altogether.
 - Students' work will vary.

Page 45, More Penguin Problems

- There were 16 penguins in the water.
 - There were 24 penguins altogether.
 - Students' work will vary.

- There were 7 penguins in the water.
 - There were 21 penguins altogether.
 - Students' work will vary.

Page 46, Skip Counting by 2's

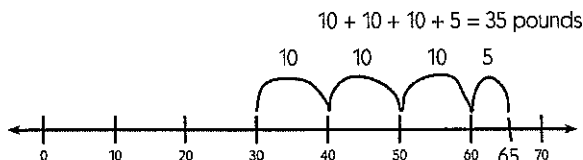
- 14, 18, 22, 26, 30, 34, 38, 42, 46, 50
 - 64, 68, 70, 74, 76, 80, 82
- 13, 17, 21, 25, 29, 33, 37, 41, 45, 49
 - 75, 77, 81, 83, 87, 91, 93
- 36, 46, 28
13, 19, 45

Page 47, Penguin Challenge Problems

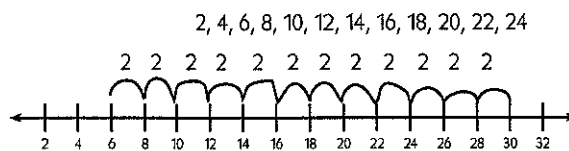
- (challenge) There were 27 penguins altogether.
Students' work will vary.
- (challenge) There were 18 Rockhopper Penguins.
Students' work will vary.

Page 48, Determining Differences on a Number Line (Challenge)

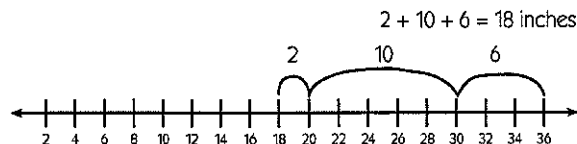
- Students' work will vary. Example:



- Students' work will vary. Example:



- Students' work will vary. Example:





Use after Unit Five, Session 10

Page 49, What's Missing?

1

Sunday	Monday	Tuesday	Wednesday	Thursday	Friday	Saturday
			1	2	3	4
5	6	7	8	9	10	11
12	13	14	15	16	17	18
19	20	21	22	23	24	25
26	27	28	29	30	31	

- 2 Oval
- 3 Circle
- 4 Triangle

Page 50, Number Word Match

1 + = 14	eleven
2 + = 12	twelve
3 + = 18	thirteen
4 + = 13	fourteen
5 + = 19	fifteen
6 + = 16	sixteen
	seventeen
	eighteen
	nineteen
	twenty

Page 51, Adding & Subtracting

- 1 10, 9, 10, 5, 10, 8
10, 7, 10, 9, 10, 7
9, 10, 10
- 2 7, 7, 0, 9, 6, 5
8, 4, 2, 3, 4, 0
6, 4, 1

- 3 a F
b T
c F
d T
e F
f T
g F
h F
i T
j F

Page 52, How Long Is It? Measuring with the Inchworm

- 1 a Students' responses will vary.
b Students' responses will vary.
c Students' responses will vary.
- 2 a 3 inches
b 4 inches
c 2 inches

Page 53, Triangle Fact Families

<p>ex </p> <p>3 + 5 = 8 8 - 5 = 3 5 + 3 = 8 8 - 3 = 5</p>	
<p>1 </p> <p>2 + 5 = 7 7 - 2 = 5 5 + 2 = 7 7 - 5 = 2</p>	
<p>2 </p> <p>4 + 5 = 9 9 - 4 = 5 5 + 4 = 9 9 - 5 = 4</p>	
<p>3 </p> <p>2 + 4 = 6 6 - 2 = 4 4 + 2 = 6 6 - 4 = 2</p>	
<p>4 </p> <p>7 + 3 = 10 10 - 7 = 3 3 + 7 = 10 10 - 3 = 7</p>	

Page 54, Doubles & Halves: Addition & Subtraction

- 1 8, 4, 20
10, 12, 2
6, 16, 22
14, 18, 24



Use after Unit Six, Session 7 (cont.)

Page 64, Fact Practice (cont.)

- 2 1, 10, 4, 9, 6, 5, 1
8, 4, 1, 1, 3, 0, 1
2, 2, 1
- 3 Students' responses will vary.

Page 65, North, South, East & West on the Farm

- 1 West
- 2 South
- 3 South
- 4 East

Page 66, A Visit to Strawberry Farm

- 1 Berry Field
- 2 Apple Orchard
- 3 North
- 4 West

Use after Unit Six, Session 12

Page 67, Little Inchworm's Garden

- 1 Students' responses will vary.
- 2 a 2", North
b 3", East
c 4", East
d 4", (2" South and 2" East) OR 12", (6" East, 1" South, 4" West, and 1" South)
e (challenge) 6", (1" North, 4" East, and 1" North) OR 10", (2" West, 2" North, and 6" East)

Page 68, Half Dollars

- 1 50 pennies
- 2 10 nickels; students' work will vary.
- 3 5 dimes; students' work will vary.
- 4 2 quarters; students' work will vary.
- 5 a 1 quarter, 2 dimes
and 1 nickel OR 1 quarter, 1 dime, and 3 nickels
b 4 dimes and 2 nickels OR 3 dimes and 4 nickels
c 3 dimes, 3 nickels and 5 pennies OR 4 dimes, 1 nickel and 5 pennies OR 4 dimes and 2 nickels

Page 69, Horses, Land & Fences

- 1 \$168; students' work will vary.
- 2 \$156; students' work will vary.


Page 70, Selling Your Farm Products

- 1 24 eggs; students' work will vary.
- 2 48 eggs; students' work will vary.
- 3 25¢, 50¢, 75¢, \$1.00

Page 71, Computation on a Number Chart

- 1 The way in which students color in the grid may vary, but they should color in a total of 66 squares.

Example:



- 2 \$66

Page 72, Daily Milk Production

- 1 25 gallons
50 gallons
75 gallons
100 gallons
- 2 a 150 gallons; students' work will vary.
b 200 gallons; students' work will vary.