

Helping Students Look Beyond Their Scores

My College QuickStart™ is an online, personalized college and career planning kit available free of charge to all students who take the PSAT/NMSQT®. This tool uses their responses on the PSAT/NMSQT to generate personalized information in five main areas.

Step 1: My Online Score Report

My Online PSAT/NMSQT Score Report: 2011

Section Score: 51

Score Range: 470 to 580

National Percentile: [Bar chart showing percentile distribution]

State Percentile: [Bar chart showing percentile distribution]

Your Skills: [List of skills with progress indicators]

Q#	Correct Answer	Your Answer	Difficulty	Skill
01	B	4567	Medium	Determining the Meaning of Words
02	B	4567	Medium	Determining the Meaning of Words
03	D	4567	Medium	Determining the Meaning of Words
04	C	4567	Medium	Determining the Meaning of Words
05	A	4567	Medium	Determining the Meaning of Words
06	D	4567	Medium	Determining the Meaning of Words
07	D	4567	Medium	Determining the Meaning of Words
08	C	4567	Medium	Determining the Meaning of Words
09	C	4567	Medium	Determining the Meaning of Words
10	C	4567	Medium	Determining the Meaning of Words

Students can:

1. View test questions, their answers, and the correct answers with answer explanations.
2. Sort questions by various criteria, such as questions answered incorrectly or omitted, as well as by difficulty and skill type.
3. See their respective projected SAT® score ranges.
4. View state and national percentiles to see how their scores compare to those of other students.

Step 2: My SAT Study Plan™

My SAT Study Plan™

Get a customized SAT study plan, based on their respective PSAT/NMSQT performance, that highlights skills for review and practice.

Get acquainted with the format of the SAT and learn test-taking approaches.


Take an official SAT practice test and sign up for The Official SAT Question of the Day™.

Register for the SAT using the express SAT sign-up.

Students can:

1. Get a customized SAT study plan, based on their respective PSAT/NMSQT performance, that highlights skills for review and practice.
2. Get acquainted with the format of the SAT and learn test-taking approaches.
3. Take an official SAT practice test and sign up for The Official SAT Question of the Day™.
4. Register for the SAT using the express SAT sign-up.


Step 3: My Personality



Students can:

- 1 Complete the Personality Profiler and learn about their respective personality types and strengths.
- 2 Explore the majors that appeal to them, and those recommended for their respective personality types.
- 3 Research careers that interest them, and ones suggested based on their personality test results.


Step 4: My Major & Career Matches



Students can:

- 1 See a full profile of the respective majors they chose when they took the test, as well as lists of related majors and careers.
- 2 Learn ways to prepare for a given major while still in high school and view a list of courses they can expect to take in college.
- 3 Read about possible careers associated with different degree levels.

Step 5: My College Matches



Students can:

- 1 Get a starter list of colleges based on their respective home states and selected majors.
- 2 Refine their college lists further by location, college major, admission criteria and college size.
- 3 View complete profiles of all colleges on their lists.
- 4 Research tuition and financial aid information, and do a side-by-side comparison.

Accessing My College QuickStart

Starting in December, My College QuickStart is available to all students who take the PSAT/NMSQT. The necessary access code is printed on their PSAT/NMSQT Score Report *Plus*.

Visit Often

My College QuickStart is accessible throughout high school, so encourage your students to take advantage of the resources it provides for each step of the college planning process.