

Dear Parents,
Here's our news!

Reading Workshop:

This week we will finish up our work within our book clubs. Each group has been reading nonfiction books related to our learning in Social Studies on Community helpers.

Phonics/Penmanship:

New words for the week: play, do, go, where, with

Math

This week we will begin our 3rd unit called Geometry and Fractions. Please take a closer look below.

Social Studies:

We have begun a new unit about Communities and their members. We will talk about different types of communities (town, city, country) and what we might see in those types of communities and community helpers. We will learn about a shelter, and we will continue to discuss wants vs. needs. For example, we need medicine and we want a new toy. We are excited to begin this new unit, oh what fun we will have!

Note: If someone in your family is a community helper, please let your child's teacher know. We are looking to have a few real community helpers speak with our classes about what you do for the community and how you help. Some community helpers that we will be talking about, but are not limited to are: a firefighter, a nurse, and a policeman. Please let us know how you help the community!

Save the Date:

Our winter celebration will be held on Monday December 22nd from 11:30-12:00 in your child's classroom. All parents are welcome to attend. We will be making a winter craft and reading a story. Oh what fun the cold weather brings!

Respectfully yours,
Debbie Jacobs
Allison Cabezas
Maureen Rojee

Grade 1 – Unit 3

We are beginning Unit 3: Geometry and Fractions. In this unit students will focus on the attributes of shapes to understand how shapes are alike and different. Students will compose (put together) and decompose (take apart) shapes. They will recognize and compare shapes from different perspectives and orientations. Students will partition shapes into fractional parts and will understand that fractional parts have special names.

Some examples of the work your child will be doing are:

- Students will identify shapes by their attributes and sort shapes.
 - Example: A square has 4 sides and 4 corners (vertices)
- Students will compose (put together) and decompose (take apart) shapes to understand that smaller shapes make up larger shapes and larger shapes can be broken into smaller shapes.

- Example: How many trapezoids make a hexagon? (2)



- Example: How can a hexagon be broken into smaller shapes?

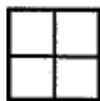


- Students will partition circles and rectangles into halves and fourths. Students will divide shapes into fractional pieces, label these pieces, and identify fractional amounts.



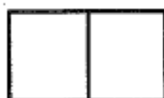
- Example: Draw a line to divide the shape into 2 equal parts.



- Example: Label the fractional parts.



- Students will understand the concept of equal parts.
 - Example: Color the figure that shows equal parts:



Here is how you can help your child while our class is working on this unit:

- Practice basic addition and subtraction facts.
- As you practice basic facts and play games that were sent home with students during math units 1 and 2, remind students of the strategies they learned in units 1 and 2. (counting on, making ten, doubles, and near doubles). Help them to utilize efficient strategies when practicing their basic facts.
- With your child, notice shapes around you. Discuss how shapes can be divided into other shapes. Take note of 2-dimensional and 3-dimensional shapes in your home, on the playground, and at the store.
- Reinforce strategies that help your child think flexibly about numbers. Encourage them to think about how to compose and decompose numbers.
- Encourage your child to explain her/his thinking as she/he solves problems. By explaining her/his thinking your child will be reinforcing her/his understanding of concepts and skills.

If you have any questions, please contact your child's teacher or the Math Science Teacher.

For additional information, take a look at the Fairfield Public School Parent Guide at <http://fairfieldpublicschools5math.wikispaces.com/home>