

Dear Parents,









We hope you had a great weekend with your children! Please keep in mind that we have a 1:40 dismissal on Wednesday, October 25 and Thursday, October 26 for conferences.

### Word Wall Words

Starting today, your child will bring home 5 new Word Wall Words on most Mondays. These words come from a list of over 110 high frequency words that first graders should know how to read and spell in a SNAP! High frequency words (sight words) are commonly used words that young children are encouraged to memorize as a whole by sight, so that they can automatically recognize these words in print without having to use any strategies to decode. Memorization can be tedious and boring for first graders. We are sending home a Word Wall Word Menu to help you with this task. The menu is loaded with great ideas that make working on the words fun! Feel free to come up with your own activities as well. We ask that first graders try at least 3 activities a week from the menu. Feel free to send in any work or write down the names of any activities you try with your child by the end of the week. The menu and the directions for each activity are coming home today. We will have a checkpoint every other week to see how the kids are doing with the words.

### Your Word Wall Words Homework Menu

Each week you will have 5 new Word Wall Words to practice reading and spelling. These are words that we will see in books and use in our writing daily! Please choose at least 3 activities from the menu below to do during the week or homework. Feel free to bring in any of your work by the end of the week! There are some challenge activities you can do as well! They are optional and are listed on the back of this menu. We have attached an explanation of each activity. Please keep this Menu home to use with our weekly Word Wall Words.

<b>Word Pyramid</b> 	<b>Rainbow Writing</b> 	<b>Mystery Letters</b> 
<b>Word Wall Word Memory Game</b> 	<b>SNIP SNIP</b> 	<b>Word Hunt</b> 
<b>Across and Down</b> 	<b>Quiz Me</b> 	<b>Type It</b> 

### Challenge Activities

You can do these activities in place of any of the ones on the front or in addition to them. They are optional!



You can also visit [spellingcity.com](http://spellingcity.com) or download that app to practice your Word Wall Words

## **Reading**

Our focus has been to revisit the reading strategies that were first introduced in Kindergarten. We have learned that good readers may need to use more than one strategy to figure out a tricky word. Good readers also ask themselves, "Does it make sense, sound right, and look right?" Why is this goal important?

In order to construct accurate meaning from a text, children need to read words correctly, integrating three sources of information: meaning, syntax, and visual. *Meaning* refers to the reader thinking about what makes sense and reading words that match the picture and/or what's happening so far in the text. *Syntax* means readers use their knowledge of sentence structure, grammar, and parts of speech to read words that agree with the written form of Standard English. *Visual* means that readers look at the letters in the word and use what they know about how words work to read a word that looks like the word in print (Clay 2000, 2001).

## **Writing**

The children have learned that writers use words they know to spell new and more challenging words. By helping children draw on the words they already know how to spell to tackle words they want to write, they will progress from spelling in a phoneme-by-phoneme way toward hearing and recording chunks of words. They will learn to hear parts of words that are the same to write unfamiliar words more efficiently. The builder words that you see on our Word wall homework (and, like) will be the starting point for this important work. The children will learn that if they know a snap word, then they know how to spell many other words. Once a builder word is introduced, the children will become responsible for spelling word variations independently.

## **Math**

This week we will be making double-flap cards to discover the relationships between addition and subtraction, the further explore the commutative property, and to learn to solve for an unknown in any position. We will build equation fact families and story problems.

## **Odds and Ends**

\*Please send money into school in a labeled envelope.

\*Please continue to practice your child's ID number with them at home. The kids scan their lunch cards when they are buying anything from the cafeteria. However, the hope is that your child can practice typing in their ID number so that the cards are no longer needed.

Sincerely,

Allison Hafford  
Debbie Jacobs