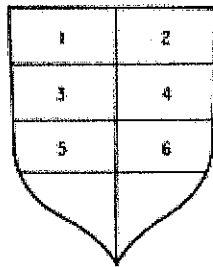


Due latest 12/23/15

Personal Coat of Arms Assignment/Rubric and Examples

Most of you are familiar with the image below. It is the standard format for a "Coat of Arms" and it's time you had one just for YOU!! Using your best artistic abilities (I know you have them!!) complete your personal "Coat of Arms" as follows:




- You may cut, paste, draw, paint, sketch, use your computer, use glitter, WHATEVER YOU CHOOSE, to create a beautiful piece of art for our classroom.
- Your Personal Coat of Arms may be any size. You can use poster board, card board, etc.
- In space number one, please insert one or two photographs or drawings of you. Beneath your photo or picture, but still in space one, please creatively write your name.
- In space number two, visually represent two to three things you do well.
- In space number three, visually represent something you are striving to become.
- In space number four, neatly write a personal motto for yourself.
- In space number five, visually represent something to which you belong.
- In space number six, please insert a, well-written biographical paragraph about yourself. What do you want the rest of us to know about you?
- Finally, please have FUN!



Grading:

Your art work will be assessed according to the following rubric:

- The assignment was completed on time.
- Directions for construction were observed.
- The assignment reflects the artist's best effort.
- Biographical statement is well written and proofread.
- Creativity (eye-catching illustration; good use of color).

I WANT TO BE A 