

Activity
4.1

Warm Up

For use before Activity 4.1

Find the area of the rectangle with the given length ℓ and width w .

1. $\ell = 15$ m, $w = 10$ m
2. $\ell = 2$ ft, $w = 1.5$ ft
3. $\ell = 25$ in., $w = 25$ in.
4. $\ell = 12$ mm, $w = 8$ mm
5. $\ell = 18$ m, $w = 13$ m
6. $\ell = 29$ yd, $w = 17$ yd

Lesson 4.1

December 18, 2013

Essential Question

How can you derive a formula for the area of parallelogram?

Lesson 4.1

December 18, 2013

LessonTarget

To be able to:

- derive and use the formula to find areas of parallelograms.

Self-Evaluation Rubric

Score	Description
4	I can teach other students how to derive and use the formula to find areas of parallelograms.
3	I can derive and use the formula to find areas of parallelograms.
2	I recognize how to derive and use the formula to find areas of parallelograms.
1	I do not know how derive and use the formula to find areas of parallelograms.

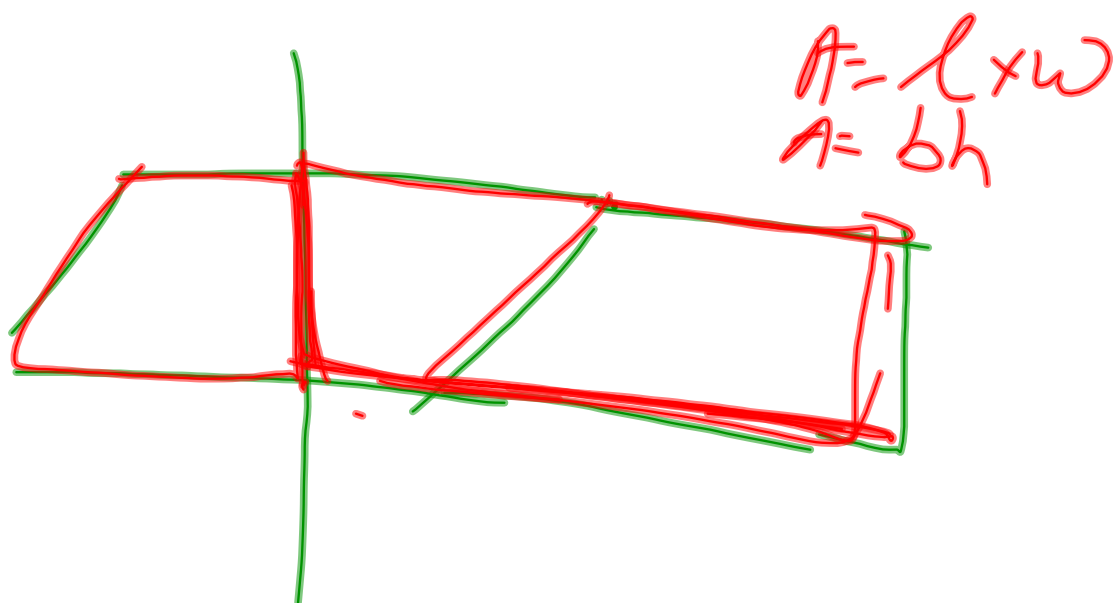
Lesson Target: To be able to derive and use the formula to find areas of parallelograms.

Activity 1

With a partner(s) work on
Activity 1 on page **77** in the so
cover Big Ideas and Pracce
Journal.

Activity 2

With a partner(s) work on
Activity 2 on page **78 & 79** in
the so cover Big Ideas and
Pracce Journal.



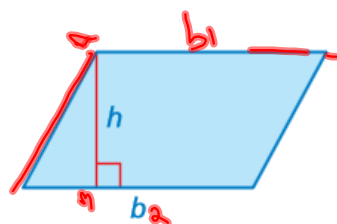
Lesson Target: To be able to derive and use the formula to find areas of parallelograms.

 **Key Idea**

Area of a Parallelogram

Words The area A of a parallelogram is the product of its base b and its height h .

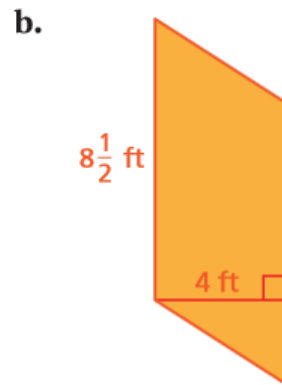
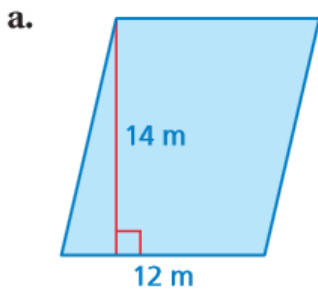
Algebra $A = bh$



Lesson Target: To be able to derive and use the formula to find areas of parallelograms.

1 Finding Areas of Parallelograms

Find the area of each parallelogram.



$$\begin{aligned}
 A &= bh \\
 &= 12(14) \\
 &= 168
 \end{aligned}$$

Write formula.
Substitute values.
Multiply.

∴ The area of the parallelogram is 168 square meters.

$$\begin{aligned}
 A &= bh \\
 &= 8\frac{1}{2}(4) \\
 &= 34
 \end{aligned}$$

∴ The area of the parallelogram is 34 square feet.

FVSS

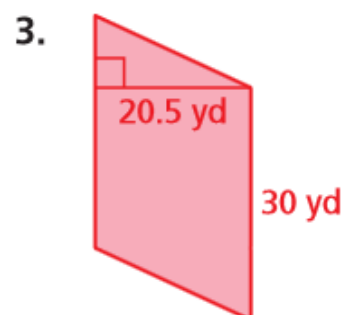
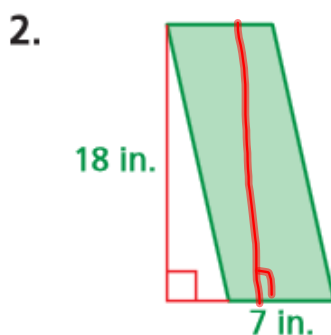
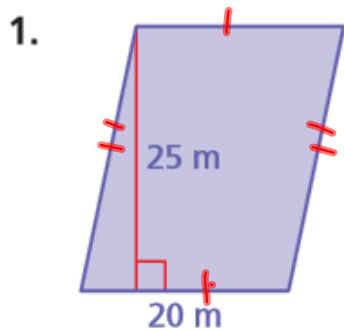
Formula
Values
Simplify,
Solution

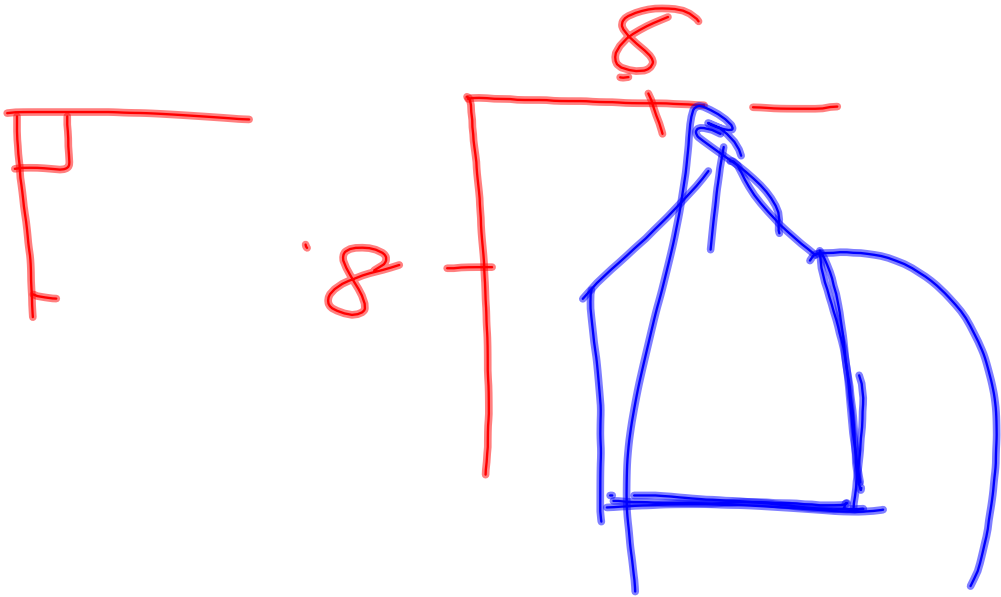
Lesson Target: To be able to derive and use the formula to find areas of parallelograms.


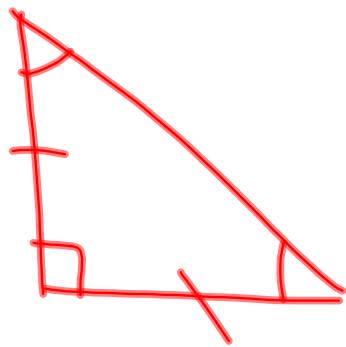
Tryit!

● On Your Own

Find the area of the parallelogram.







Lesson Target: To be able to derive and use the formula to find areas of parallelograms.

Assignment

Do numbers:

5, 6, 9, 13, 18, & 20

on pages 156 & 157 of your (hard cover) Big Ideas Text Book.

Lesson 4.1

December 18, 2013

Essential Question

How can you derive a formula for the area of parallelogram?

Lesson 4.1

December 18, 2013

Lesson Target

To be able to:

- derive and use the formula to find areas of parallelograms.

Self-Evaluation Rubric

Score	Description
4	I can teach other students how to derive and use the formula to find areas of parallelograms.
3	I can derive and use the formula to find areas of parallelograms.
2	I recognize how to derive and use the formula to find areas of parallelograms.
1	I do not know how derive and use the formula to find areas of parallelograms.

Lesson Target: To be able to derive and use the formula to find areas of parallelograms.

Homework

Big Ideas Record and
Pracce Journal
(so cover)
Page 80