

Learning Objective: Students will be able to express the relationship between two quantities.

Warm Up

Find the value of each expression in lowest terms.

1. $13 \div \left(\frac{13}{10} \div \frac{6}{5} \right)$

4. $\frac{19}{5} \div 2 \div \frac{2}{7}$

7. $\frac{7}{3} \div \left(\frac{9}{2} \div \frac{2}{3} \right)$

2. $\frac{2}{3} \div \left(\frac{8}{7} \div \frac{13}{7} \right)$

5. $\frac{17}{4} \div \left(\frac{2}{5} \div 2 \right)$

8. $\frac{6}{7} \div \left(\frac{4}{7} \div 1 \right)$

Learning Objective: Students will be able to express the relationship between two quantities.

Warm Up Answers

Find the value of each expression in lowest terms.

$$1. 13 \div \left(\frac{13}{10} \div \frac{6}{5} \right) \\ = 12$$

$$4. \frac{19}{5} \div 2 \div \frac{2}{7} \\ = \frac{133}{20} = 6\frac{13}{20}$$

$$7. \frac{7}{3} \div \left(\frac{9}{2} \div \frac{2}{3} \right) \\ = \frac{28}{81}$$

$$2. \frac{2}{3} \div \left(\frac{8}{7} \div \frac{13}{7} \right) \\ = \frac{13}{12} = 1\frac{1}{12}$$

$$5. \frac{17}{4} \div \left(\frac{2}{5} \div 2 \right) \\ = \frac{85}{4} = 21\frac{1}{4}$$

$$8. \frac{6}{7} \div \left(\frac{4}{7} \div 1 \right) \\ = \frac{3}{2} = 1\frac{1}{2}$$

Lesson 5.1

November 24, 2014

Essential Question:

How can you represent a relationship between two quantities?


Self-Evaluation Scale

Score	Description
4	I can teach other students how to express the relationship between two quantities.
3	I can express the relationship between two quantities.
2	I recognize, but still need help to express the relationship between two quantities.
1	I do not know how to express the relationship between two quantities.

November 24, 2014 Period 4 Lesson 5.1

Learning Objective: Students will be able to express the relationship between two quantities.

P597



There are 5 graphing calculators to 7 protractors.

There are 7 protractors to 5 graphing calculators.

There are 4 compasses to 7 protractors.

There are 5 graphing calculators to 4 compasses.

There are 7 protractors to 16 total objects.

The number of graphing calculators is $\frac{5}{16}$ of the total number of objects.

Learning Objective: Students will be able to express the relationship between two quantities.

Work with a partner. You mix different amounts of paint to create new colors. Write a statement that describes the relationship between the amounts of paint shown in each diagram.



There are **4** parts blue for every **3** parts green.



There are **2 parts orange** for every **3 parts yellow**.



Purple



Learning Objective: Students will be able to express the relationship between two quantities.

Key Idea

Ratio

Words A **ratio** is a comparison of two quantities. Ratios can be part-to-part, part-to-whole, or whole-to-part comparisons.

Examples 2 red crayons *to* 6 blue crayons
1 red crayon *for every* 3 blue crayons
3 blue crayons *per* 1 red crayon
3 blue crayons *for each* red crayon
3 blue crayons *out of every* 4 crayons
2 red crayons *out of* 8 crayons

Algebra The ratio of a to b can be written as $a : b$.



$a:b$

a to b


$\frac{a}{b}$

$\frac{a}{b}$

Learning Objective: Students will be able to express the relationship between two quantities.

1 Writing Ratios

You have the coins shown.



a. Write the ratio of pennies to quarters.

6 pennies → 6 to 7 ← 7 quarters

∴ So, the ratio of pennies to quarters is 6 to 7, or 6 : 7.

$\frac{6}{7}$

b. Write the ratio of quarters to dimes.

7 quarters → 7 to 3 ← 3 dimes

∴ So, the ratio of quarters to dimes is 7 to 3, or 7 : 3.

$\frac{7}{3}$

c. Write the ratio of dimes to the total number of coins.

3 dimes → 3 to 16 ← 16 coins

∴ So, the ratio of dimes to the total number of coins is 3 to 16, or 3 : 16.

$\frac{3}{16}$

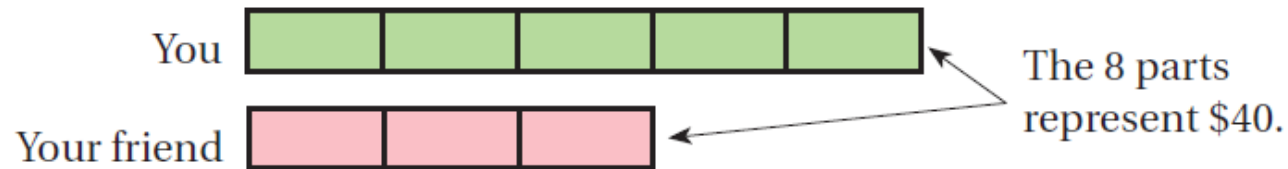
Learning Objective: Students will be able to express the relationship between two quantities.

A *tape diagram* is a diagram that looks like a segment of tape. It shows the relationship between two quantities.

2 Using a Tape Diagram

The ratio of your monthly allowance to your friend's monthly allowance is 5 : 3. The monthly allowances total \$40. How much is each allowance?

To help visualize the problem, express the ratio 5 : 3 using a tape diagram.



Because there are 8 parts, you know that 1 part represents $\$40 \div 8 = \5 .

5 parts represent $\$5 \cdot 5 = \25 .

3 parts represent $\$5 \cdot 3 = \15 .

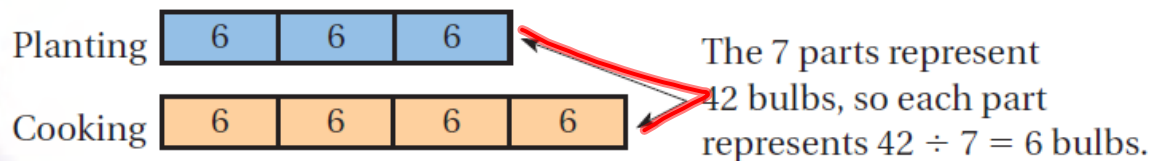

❖ So, your monthly allowance is \$25, and your friend's monthly allowance is \$15.

Learning Objective: Students will be able to express the relationship between two quantities.

3 Using a Tape Diagram

You separate 42 bulbs of garlic into two groups: one for planting and one for cooking. You will plant 3 bulbs for every 4 bulbs that you will use for cooking. Each bulb has about 8 cloves. About how many cloves will you plant?

To help visualize the problem, express the ratio *3 for every 4* using a tape diagram.



There are $3 \cdot 6 = 18$ bulbs for planting and $4 \cdot 6 = 24$ bulbs for cooking. The group of 18 bulbs has about $18 \cdot 8 = 144$ cloves.

❖ So, you will plant about 144 cloves.

$$\frac{18}{24} = \frac{3}{4} \times \frac{2}{2} = \frac{6}{8}$$

$$\frac{3}{4} \times \frac{4}{4} = \frac{12}{16}$$

$$\frac{3}{4} \times \frac{6}{6} = \frac{18}{24}$$

Learning Objective: Students will be able to express the relationship between two quantities.

Assignment

Complete problems 6, 8, 10, 12, 16, 18, 20, 22, & 24
on pages 194 - 195 in your Big Ideas Text Book.

Assignment Answers

6. 2 to 5, or $2 : 5$; For every 2 frogs, there are 5 turtles.

8. 2 to 6, or $2 : 6$; For every 2 calculators, there are 6 pencils.

10. 3 to 15, or $3 : 15$; 3 out of 15 movies are dramas.

12. 15 to 4, or $15 : 4$; Out of 15 movies, 4 are action.

16. 4 h

18. 21 states

20. 8; The ratio of boys to girls is $5 : 7$, so each part is $48 \div 12 = 4$. So, there are $5 \cdot 4 = 20$ boys and $7 \cdot 4 = 28$ girls.

22. 67.5 in.; *Sample answer:* Using a tape diagram, 2 parts represents 15 inches, so each part is 7.5 inches. There are 9 total parts, which represents 67.5 inches.

Lesson 5.1

November 24, 2014

Essential Question:

How can you represent a relationship between two quantities?

Lesson 5.1

November 24, 2014

Essential Question:

How can you represent a relationship between two quantities?

Self-Evaluation Scale

Score	Description
4	I can teach other students how to express the relationship between two quantities.
3	I can express the relationship between two quantities.
2	I recognize, but still need help to express the relationship between two quantities.
1	I do not know how to express the relationship between two quantities.

Learning Objective: Students will be able to express the relationship between two quantities.

Homework

In your Big Ideas Record and Practice Journal
page 100.