

Lesson 2.2

October 31, 2014

# Essential Question:

How can you divide by a fraction?

## Lesson Objective:

Students will be able to:

use a visual model and a formal rule to divide by a fraction.

# Self-Evaluation Scale

Score	Description
4	I can teach other students how to use a visual model and a formal rule to divide by a fraction.
3	I can use a visual model and a formal rule to divide by a fraction.
2	I recognize, but still need help to use a visual model and a formal rule to divide by a fraction.
1	I do not know how to use a visual model and a formal rule to divide by a fraction.

Learning Objective: Students will be able to use a visual model and a formal rule to divide by a fraction.

# Homework Answers

## 2.1 Record and Practice Journal

Multiply. Write the answer in simplest form.

1.  $\frac{1}{6} \times \frac{5}{8}$   
 $\frac{5}{48}$

2.  $\frac{7}{9} \times 3$   
 $2\frac{1}{3}$

3.  $\frac{8}{9} \times \frac{3}{5}$   
 $\frac{8}{15}$

4.  $\frac{7}{8} \times 2\frac{1}{3}$   
 $2\frac{1}{24}$

5.  $7 \times 3\frac{9}{14}$   
 $25\frac{1}{2}$

6.  $5\frac{5}{9} \times 2\frac{7}{10}$   
 $15$

7. You reserve  $\frac{2}{5}$  of the seats on a tour bus. You are able to fill  $\frac{5}{8}$  of the seats you reserve. What fraction of the seats on the bus are you able to fill?

$\frac{1}{4}$

8. A triangle has a base of  $5\frac{2}{3}$  inches and a height of 3 inches. What is the area of the triangle?

$8\frac{1}{2} \text{ in.}^2$

Learning Objective: Students will be able to use a visual model and a formal rule to divide by a fraction.

# Activity 1 & 2

With a partner, work on Activity 1 & 2 on pages 35 & 36 of your Big Ideas Record and Practice Journal.

## October 31, 2014 Period 3 Lesson 2.2

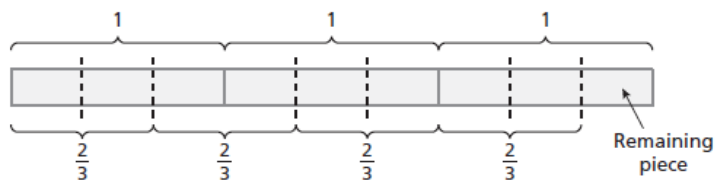
Learning Objective: Students will be able to use a visual model and a formal rule to divide by a fraction.

### 1 ACTIVITY: Dividing by a Fraction

Work with a partner. Write the division problem and solve it using a model.

- a. How many two-thirds are in three?

The division problem is \_\_\_\_\_.



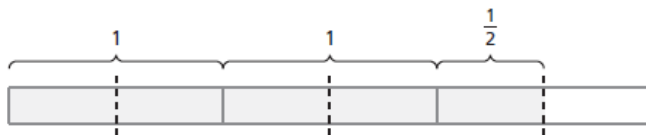
How many groups of  $\frac{2}{3}$  are in 3? \_\_\_\_\_

The remaining piece represents \_\_\_\_\_ of  $\frac{2}{3}$ .

So, there are \_\_\_\_\_ groups of  $\frac{2}{3}$  in 3.

So, \_\_\_\_\_  $\div$  \_\_\_\_\_ = \_\_\_\_\_.

- b. How many halves are in five halves?



- c. How many four-fifths are in eight?

## October 31, 2014 Period 3 Lesson 2.2

Learning Objective: Students will be able to use a visual model and a formal rule to divide by a fraction.

**Work with a partner.**

**a.** Complete each table.

**Division Table**

$8 \div 16$	$\frac{1}{2}$
$8 \div 8$	1
$8 \div 4$	2
$8 \div 2$	4
$8 \div 1$	8
$8 \div \frac{1}{2}$	
$8 \div \frac{1}{4}$	
$8 \div \frac{1}{8}$	

**Multiplication Table**

$8 \times \frac{1}{16}$	$\frac{1}{2}$
$8 \times \frac{1}{8}$	1
$8 \times \frac{1}{4}$	2
$8 \times \frac{1}{2}$	4
$8 \times 1$	8
$8 \times 2$	
$8 \times 4$	
$8 \times 8$	

**Learning Objective:** Students will be able to use a visual model and a formal rule to divide by a fraction.

Two numbers whose product is 1 are **reciprocals**. To write the reciprocal of a number, write the number as a fraction. Then invert the fraction.

So, the reciprocal of a fraction  $\frac{a}{b}$  is  $\frac{b}{a}$ , where  $a$  and  $b \neq 0$ .

## The Meaning of a Word ● Invert

When you **invert** a glass, you turn it over.





Learning Objective: Students will be able to use a visual model and a formal rule to divide by a fraction.

# 1 Writing Reciprocals

	<i>Original Number</i>	<i>Fraction</i>	<i>Reciprocal</i>	<i>Check</i>
a.	$\frac{3}{5}$	$\frac{3}{5}$	$\frac{5}{3}$	$\frac{3}{5} \times \frac{5}{3} = 1$
b.	$\frac{9}{5}$	$\frac{9}{5}$	$\frac{5}{9}$	$\frac{9}{5} \times \frac{5}{9} = 1$
c.	2	$\frac{2}{1}$	$\frac{1}{2}$	$\frac{2}{1} \times \frac{1}{2} = 1$

Learning Objective: Students will be able to use a visual model and a formal rule to divide by a fraction.

# On Your Own

Write the reciprocal of the number.

1.  $\frac{3}{4}$

2. 5

3.  $\frac{7}{2}$

4.  $\frac{4}{9}$

Learning Objective: Students will be able to use a visual model and a formal rule to divide by a fraction.

## Key Idea

### Dividing Fractions

**Words** To divide a number by a fraction, multiply the number by the reciprocal of the fraction.

**Numbers**  $\frac{1}{5} \div \frac{3}{4} = \frac{1}{5} \times \frac{4}{3} = \frac{1 \times 4}{5 \times 3}$

**Algebra**  $\frac{a}{b} \div \frac{c}{d} = \frac{a}{b} \cdot \frac{d}{c} = \frac{a \cdot d}{b \cdot c}$ , where  $b$ ,  $c$ , and  $d \neq 0$

Learning Objective: Students will be able to use a visual model and a formal rule to divide by a fraction.

$$\frac{1}{6} \div \frac{2}{3} = \frac{1}{6} \cdot \frac{3}{2}$$

## 2 Dividing a Fraction by a Fraction

Find  $\frac{1}{6} \div \frac{2}{3}$ .

$$\frac{1}{6} \div \frac{2}{3} = \frac{1}{6} \times \frac{3}{2}$$

Multiply by the reciprocal of  $\frac{2}{3}$ , which is  $\frac{3}{2}$ .

$$= \frac{1 \times \cancel{3}^1}{\cancel{6}^2 \times 2}$$

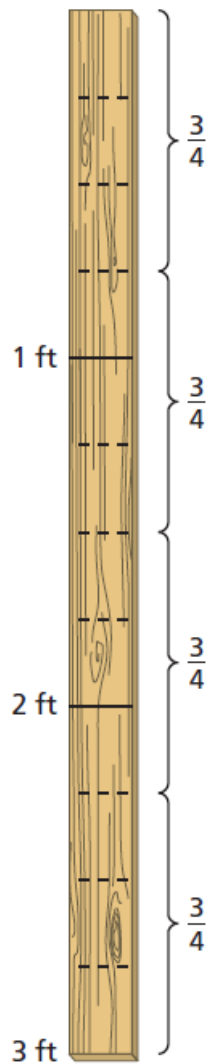
Multiply fractions. Divide out the common factor 3.

$$= \frac{1}{4}$$

Simplify.

Learning Objective: Students will be able to use a visual model and a formal rule to divide by a fraction.

### EXAMPLE 3 Dividing a Whole Number by a Fraction



A piece of wood is 3 feet long. How many  $\frac{3}{4}$ -foot pieces can you cut from the piece of wood?

**Method 1:** Draw a diagram. Mark each foot on the diagram. Then divide each foot into  $\frac{1}{4}$ -foot sections.

Count the number of  $\frac{3}{4}$ -foot pieces of wood. There are four.

So, you can cut four  $\frac{3}{4}$ -foot pieces from the piece of wood.

**Method 2:** Divide 3 by  $\frac{3}{4}$  to find the number of  $\frac{3}{4}$ -foot pieces.

$$\begin{aligned}
 3 \div \frac{3}{4} &= 3 \times \frac{4}{3} \\
 &= \frac{1 \cancel{3} \times 4}{\cancel{3} 1} \\
 &= 4
 \end{aligned}$$

Multiply by the reciprocal of  $\frac{3}{4}$ , which is  $\frac{4}{3}$ .

Multiply. Divide out the common factor 3.

Simplify.

So, you can cut four  $\frac{3}{4}$ -foot pieces from the piece of wood.

Learning Objective: Students will be able to use a visual model and a formal rule to divide by a fraction.

$$\frac{2}{7} \div \frac{1}{3} = \frac{2}{7} \cdot \frac{3}{1} = \frac{6}{7}$$

On Your Own

**Divide. Write the answer in simplest form.**

5.  $\frac{2}{7} \div \frac{1}{3}$

6.  $\frac{1}{2} \div \frac{1}{8}$

7.  $\frac{3}{8} \div \frac{1}{4}$

8.  $\frac{2}{5} \div \frac{3}{10}$

9. How many  $\frac{1}{2}$ -foot pieces can you cut from a 7-foot piece of wood?

$\frac{2}{15}$       $\frac{1}{10}$

$-\frac{2}{15}$       $\frac{1}{10}$

$\frac{1}{3}$       $\frac{1}{4}$

$$\begin{aligned} & \cdot \\ & \frac{2x^2 + 1}{x^2 + 1} = \frac{2x^2 + 2x + 1}{x^2 + 1} \\ & \frac{2x^2 + 2x + 1}{x^2 + 1} = 2 + \frac{-2x - 1}{x^2 + 1} \end{aligned}$$



$$\begin{array}{r} 21 \\ -18 \\ \hline 3 \end{array}$$
$$\begin{array}{r} 11 \\ -10 \\ \hline 1 \end{array}$$
$$\begin{array}{r} 18 \\ -17 \\ \hline 1 \end{array}$$
$$\begin{array}{r} 4 \\ -1 \\ \hline 4 \end{array}$$

Learning Objective: Students will be able to use a visual model and a formal rule to divide by a fraction.

4

## Dividing a Fraction by a Whole Number

Find  $\frac{4}{5} \div 2$ .

$$\frac{4}{5} \div 2 = \frac{4}{5} \div \frac{2}{1}$$

Write 2 as an improper fraction.

$$= \frac{4}{5} \times \frac{1}{2}$$

Multiply by the reciprocal of  $\frac{2}{1}$ , which is  $\frac{1}{2}$ .

$$= \frac{\overset{2}{\cancel{4}} \times 1}{5 \times \cancel{2}_1}$$

Multiply fractions. Divide out the common factor 2.

$$= \frac{2}{5}$$

Simplify.

Learning Objective: Students will be able to use a visual model and a formal rule to divide by a fraction.

# Assignment

Complete problems 8, 9, 11, 13, 19, 21, 43, 48, & 51  
on pages 67 & 68 in your Big Ideas Text Book.

Lesson 2.2

October 2, 2014

# Essential Question:

How can you divide by a fraction?

## Lesson Objective:

Students will be able to:

use a visual model and a formal rule to divide by a fraction.

# Self-Evaluation Scale

Score	Description
4	I can teach other students how to use a visual model and a formal rule to divide by a fraction.
3	I can use a visual model and a formal rule to divide by a fraction.
2	I recognize, but still need help to use a visual model and a formal rule to divide by a fraction.
1	I do not know how to use a visual model and a formal rule to divide by a fraction.

Learning Objective: Students will be able to use a visual model and a formal rule to divide by a fraction.

# Homework

In your Big Ideas Record and Practice Journal

page 38. + 2 candies each