

Textual Analysis Home Packet

The Textual Analysis is basically writing about your reading. It demonstrates close reading skills. Remember close reading is a careful and purposeful reading. **It is rereading.** It's a careful and purposeful rereading of a text that allows students to think about the text, and the author's purpose, the structure, and the flow of the text. Close reading requires that students actually think and understand what they are reading.

The Textual Analysis is a reflection on reading that includes an objective and brief summary about the text in your own words, as well as your thoughts about the text supported by evidence from the text.

The textual analysis will be two paragraphs – due on Wednesday:

- The first paragraph will be a summary of what you have read in your independent novel so far (or about the entire book if you finished it).
- The second paragraph will be about a specific topic/skill that is assigned one week in advance. It is posted on the Homework board.

Recommended Writing Schedule for a Successful Textual Analysis

- Between **THURSDAY AND SATURDAY** fill out the pink organizer/write first the version of the paper
- Let it sit and rest for a day or two then
 - Read it **OUT LOUD** to hear any problems
 - Make revisions to improve sentence structure, vocabulary choice, to clarify information, etcetera. **Use your checklist!**
 - Type the paper
- TUESDAY NIGHT –
 - Proof read it **OUT LOUD** to hear any problems
 - Make **final revisions**
 - Then print the final copy and bring to school on Wednesday



IF YOU HAVE ANY QUESTIONS OR CONCERNS – TALK TO ME - BRING A TYPED VERSION OF YOUR PAPER TO ME ON MONDAY BEFORE HOMEROOM with specific questions so we can discuss. I cannot do this during class. I am also available by appointment before and after school.

All of the notes and organizers provided in class are also on my website-TMS home page/teachers/O'Donnell

Textual Analysis Checklist
Grade yourself – be a tough grader, your teacher is!



FIRST READ THE PAPER OUT LOUD SOFTLY – do you hear all of the mistakes?

- Have someone READ YOUR PAPER OUTLOUD to you and listen for problems.

• *Copy your paper into Google Translate and*

Typing expectations

- 12 point Times New Roman font
- 1" margins (often under "page layout" then "margins" on computer)
- Single spaced

listen to it

_____ All of the following is on the right hand side of the paper:

Your name & period

Due date

SUMMARY – PARAGRAPH 1

_____ The first sentence should be an overview statement. The **OVERVIEW** sentence should tell us what the book is mainly about. THIS DOES NOT talk about the character. Include the genre (historical fiction, realistic fiction, science fiction, humorous, sports, fantasy, etcetera) or something unique or unusual about the book.

_____ The **title of the book, italicized**, and the author are in the first sentence. *Italicize* the title of the book BUT not the author.

_____ You followed "Someone...wanted..but..so..finally (prediction)" or you provided all of this information clearly.

Paragraph 2


_____ **There is thinking** regarding the text. Your thoughts and ideas are expressed thoughtfully and thoroughly.

_____ There are specific and **detailed text references and/or direct quote(s) and the explanation** of how the text supports your thinking.

_____ There is proper punctuation and citation of direct quotes including page number in parentheses

_____ You avoided writing in first person - "I"

TURN OVER



USE SPELLCHECK (usually a checkmark icon with ABC by it).



- But remember spellcheck does not catch all of your mistakes

Check for

_____ Capitalization – your name, title of the book, ALL PROPER NOUNS (names, towns, states, etc)

_____ Homophones (there, their, they're, etcetera)

_____ Punctuation LOOK AT PINK Summary SHEET

- However,  note a COMMA follows the word
- Finally,  note a COMMA follows the word
- BUT should not start a sentence – However,

Overall tips –

➤ **USE the organizers** – they tell you exactly what to write - many of the organizers are correct and the final paper is wrong. Staple the organizer to your paper before you hand it in.

➤ Assume your reader (me) knows nothing about the book. Especially if it is a fantasy book you need to quickly explain what things are.

Hogwarts is a magical school for wizards where 13 year old Harry Potter attends school.

The Hunger Games are a competition where children need to fight to the death each year to win food for the population of their towns.

➤ Avoid too many pronouns; use the characters names to make information clear.

➤ Don't write, "I will be writing about" - you have obviously written something if I am reading it

➤ If you make a prediction for the ending explain why – "because"

➤ **LOOK in your LNB** - for notes regarding Sample SUMMARY Topic Sentences, model texts and more! Also on my website!

In Text Citations and Introducing Quotes – Basic Guide

When you copy someone else's exact words, it is a direct quotation. You must put the words in quotation marks and cite the source. There are many ways to do this but this is a basic, beginning overview:

How to cite for 1 book that has the title and author clearly identified in the paragraph.

I. Punctuation

"quote goes here within quotation marks" (page#) period

Notice – no period inside the quotes even though that is how it appears in the book- weird but true!

"You don't even have to understand the desert: all you have to do is contemplate a simple grain of sand, and you will see in it the marvels of creation" (127).

Use single quotation marks when quoting dialogue inside a quote.

Notice – no period inside the quotes even though that is how it appears in the book- weird but true!

" 'Harry, make a note,' Mr. Marshal says with a rumbling sigh" (42).



II. To introduce a quote - utilize a phrase and then insert the quote:

For example, "insert quote here" (page #) period

For instance, "insert quote here" (page #) period

However, "insert quote here" (page #) period

As shown by, "insert quote here" (page #) period

★ When you add a quote into a sentence there must be a comma before it!

For example, "You don't even have to understand the desert: all you have to do is contemplate a simple grain of sand, and you will see in it the marvels of creation" (127).

III. Explain your quote with a sentence starters such as:

This realization shows...

This reaction demonstrates...

This thought illustrates...

This dialogue reflects...

Annotated Textual Analysis

Pat Student 2
September 10, 2014

#1

italics *author*
The *Necromancer* by Michael Scott is a fantasy, action book about teens who can
overview sentence
→ control the elements of the earth. *Specific names* → Someone
alive and avoid their evil enemies, the Dark Elders. *Explained who were the enemies*
detail *“BUT”*
by another enemy, Dr. John Dee. *So* Sophie attempts to save her brother but in
Specific name
the end she fails and drives him towards joining the Dark Elders.
finally *explained above*

#2

topic of #1 *italics*
One of the most important parts of *The Necromancer* is when one of the main
characters, Dr. John *Dee*, tries to save himself *detail* from his enemies, the Dark Elders.

To do this he must summon Coatlicue, the mother of all monsters, to his
explained what it is

THINKING

laboratory. The reason this is the most important part of the book is because
the presence of Coatlicue twists Josh's view of his sister to think that she is the

Explaining

enemy. Now he willingly does whatever Dr. John Dee tells him to do. The reason

Explaining
Thinking

that this is so important is that John has the power to destroy the earth. Also, he
now hates his sister, the only person he could trust and who could help him. In

Still
explaining
more
thinking

Josh
addition, ~~John~~ wants to kill his sister Sophie. According to legend, the Twins of
Details
the Sun and the Moon will battle on top of the pyramid and the forces released
during the battle will destroy the world. Now that the twins are separated, the

Thinking

battle will take place and the prophecy will be fulfilled.

I wish he added a wrap up for